



MVE Tech Tips



January, 2009

MVE Datalogger

The MVE Datalogger is the newest addition to Chart's Vapor Shipper product line. With this battery operated data logger mounted to the lid of an MVE Vapor Shipper, it is possible to record the vessel temperature over the entire course of a shipment. The current temperature and alarm status can be observed on the digital display, while past temperature and alarm data can be extracted via a PC and interface cable. The PC software can be used to set alarm thresholds, set sample rates, and generate graphical reports for electronic or hard copy.

The MVE DataLogger software is available for download at:
www.chartbiomed.com/resource_library.cfm

Annual calibration of the MVE DataLogger will be required. Calibration will include battery replacement and a signed calibration certificate. Please contact your local sales representative for pricing.

The current offering of Planer ShipsLogs will remain orderable and serviceable.


Features:

Digital Display	Real-time temperature and alarm status
LED Alarm Indicator	Visual alarm status indicator
Data Storage	Records and stores up to 60,000 data points
Software	Easy-to-use software: set alarm thresholds, sample rates, plot and analyze data
Interface Cable	Easy, quick connection to PC via USB cable
Warranty	6-month warranty



MVE Datalogger

Specifications:

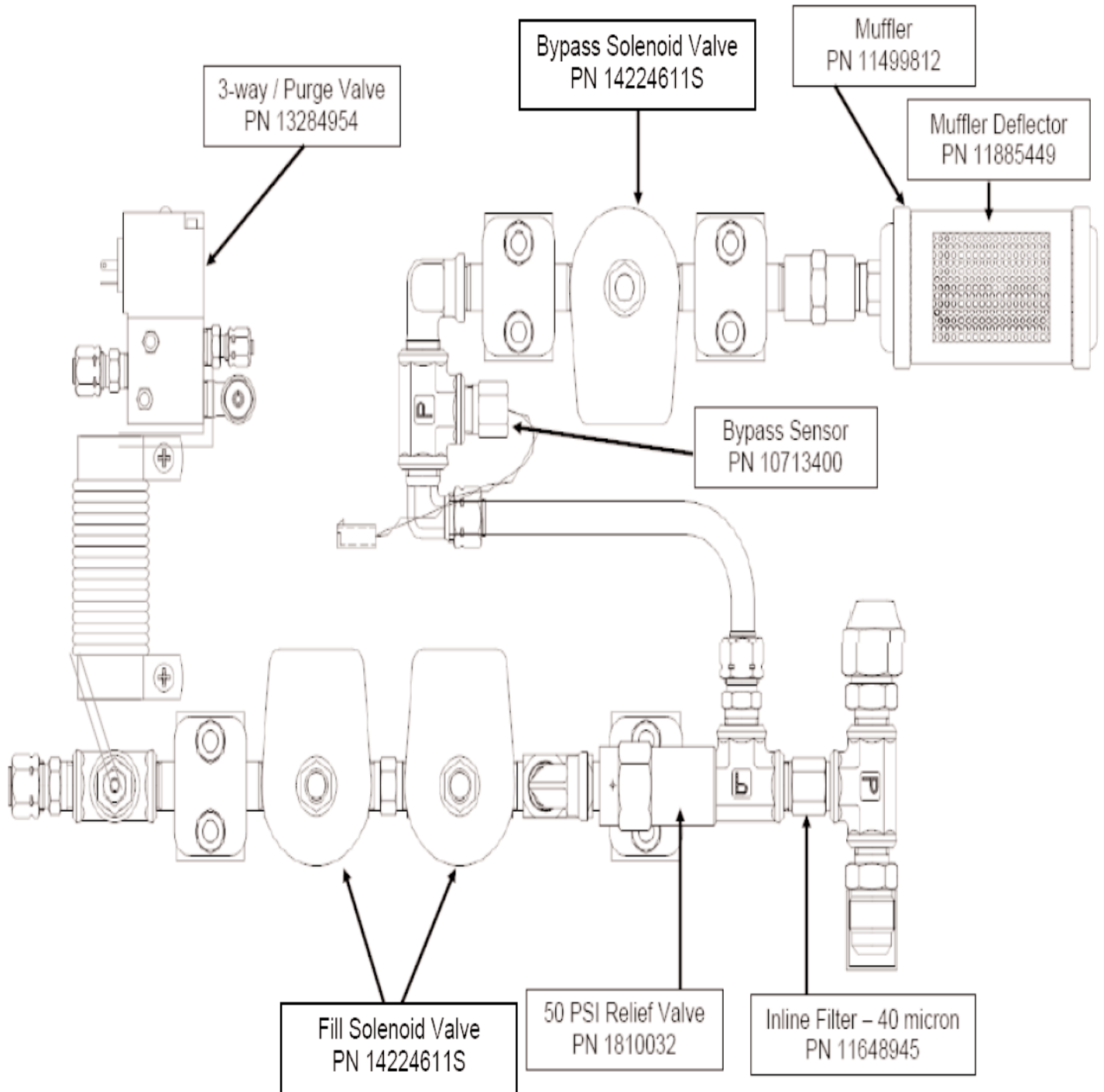
Size L, W, H in (mm)	2.6, 1.2, 4.2 (65, 31, 106)
Weight oz (g)	4.1 (115)
Ranges	-200°C, +120°C
Accuracy	± 1.5°C
Sensor	Pt100 3-wire class 0.5
Casing	Polycarbonate, watertight to IP68
Battery	½AA, 3.6V, replaceable
Battery Life	2 years, estimated
Memory	60,000 records
Interface	Interface cable to USB or RS232
Resolution	< 0.2°C
Software Compliancy	Win98/ME, Win NT, XP, Win2000, VISTA
Certification	CE certified, 

Model	Description	PN
<u>MVE DATA LOGGER</u>	Data Logger Kit (incl. software and comm. cable)	14075871
	Data Logger for Cryo Shipper/ Cryo Shipper Extra Cap & Mini Cryo Shippers (complete with cork/cover)	14070202
	Data Logger for Cryo Moover	14070288
	Data Logger for SC 4/2V	14070229
	Data Logger for SC 4/3V	14070245
	Data Logger for SC 20/3V	14070261
	Datal Logger for Cryoshipper (C/C with Fleece)	13792799
<u>MVE DATALOGGER REPLACEMENT PARTS</u>	Replacement Datalogger (no other components incl)	13820833
	Replacement PT 100 temp probe for MVE datalogger	13820884
	Replacement interface cable (USB)	13821035
	Replacement mounting bracket	13822628
	Calibration with battery replacement	12964771

Illustrated Plumbing Assembly

Due to popular demand, we have created an Illustrated Plumbing Assembly with Gas Bypass for MVE HE/Vapor Series freezers. As shown below, major parts, along with their respective part numbers, have been called out.

MVE HIGH EFFECIENCY / VAPOR SERIES – Plumbing Assembly with Gas Bypass

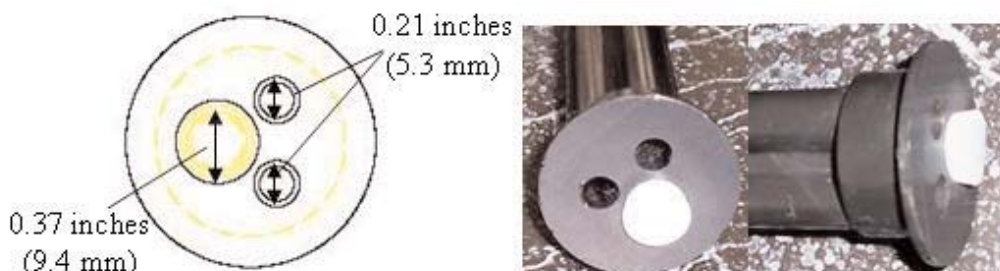


3 Tube Sensor Assembly

Effective 1/1/2009, Chart MVE will release a new 3-tube temperature sensor assembly. This new sensor assembly will come standard on all MVE High Efficiency / Vapor Series Freezers replacing the current dual tube assembly. The previous 3-tube assembly has been available as an optional accessory. The 3-tube assembly is designed to house a third party temperature sensor. As validation and redundancy is becoming more and more vital for our customers, this change will make it easier to accommodate needs. The assembly will come with a removable plug installed in the third hole. The new standard 3-tube design will reduce the number of ordering errors associated with the sensor assembly as well as make one less thing to remember when placing a customer's order.

<i>PN</i>	<i>Description</i>	<i>Freezer Models</i>
14248744	3 Tube Sensor Assembly- 26"Long	MVE 1842P-150F
14248816	3 Tube Sensor Assembly- 39"Long	MVE 800 and 1500 Series
14248752	3 Tube Sensor Assembly- 44"Long	MVE 1800 Series

SPECS: The new injection molded XENOY material will provide thermal performance as well as lasting durability. Below are pictures of the new assembly and the inner diameters of the sensor tubes.



Silicone Solenoid Valves

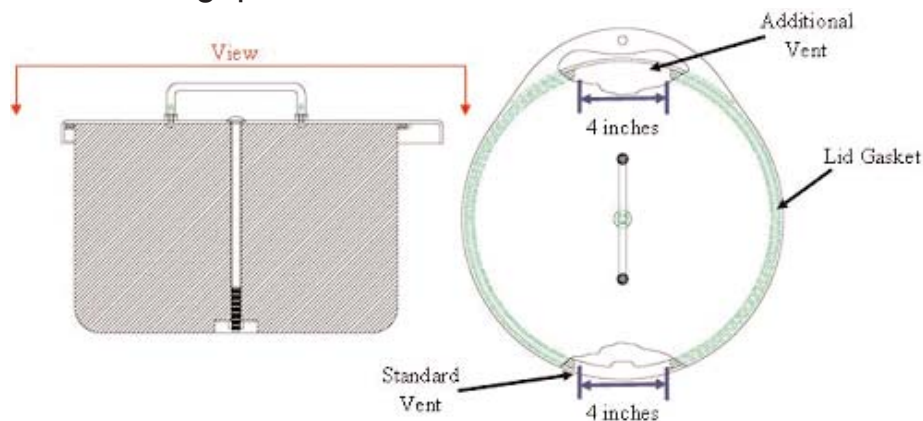
Chart now offers a new service solenoid valve with silicone sealant (PN: 14224611S). This change was implemented on the production line in December 2008. The silicone was added around the wire leads to prevent condensation from accumulating around the leads. The previous valves were effective; however, Chart is always looking to bring better quality to its customers.

TEC 3000 Version 2.00

Upgrade all TEC 3000s to version 2.00 firmware as soon as possible. There are new features and modifications that previous versions do not have that will better meet your customers' needs. It is suggested that all Chart Distributors have the tools to perform an upgrade: the TEC 3000 v2.00 Firmware Upgrade Package and a TEC Com Kit (PN: 13376947).

HE Lid Gasket

The lid gasket on the MVE High Efficiency Series is being modified slightly. The material is not changing, just the configuration. The High Efficiency composite lid will now be equipped with a second vent gap in the gasket. This improvement is being implemented on January 1, 2009 in order to reduce the condensation on the lid which can lead to frost buildup. If you are currently experiencing this problem in the field, a second vent can be installed by removing approximately 4 inches of the gasket on the opposite side of the standard gap as shown below.



Customer/Technical Info

For ordering information contact

Customer Service:

USA & Canada: 800-482-2473
Europe: +44-1344-403100
Asia/Australia: +61-297-494333

For technical information contact

Technical Service:

USA & Canada: 800-482-2473
LaDahvia Flournoy: ladahvia.flournoy@chart-ind.com
Ramone Gonzalez: ramon.gonzalez@chart-ind.com
Johnny Greene: jonathan.greene@chart-ind.com
UK & Europe: +44-1344-403100
Gary Call: gary.call@chart-ind.com

www.chartbiomed.com