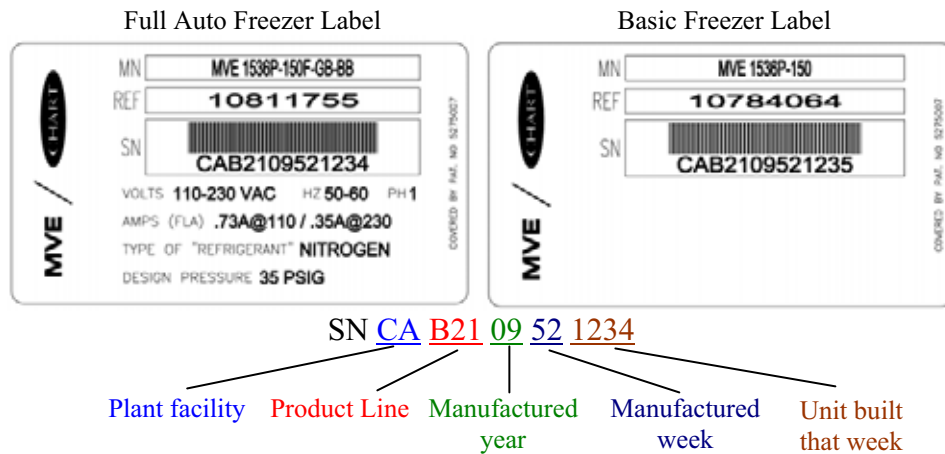


## MVE Freezer Number Labels

**DETAILS:** In April 2009, MVE Freezers will begin using a new serial number scheme. The new UPC bar-coded serial number labels are shown and explained below. The manufactured year and week can be determined from this serial number scheme. Remember, warranties are based on the ship date and not on the manufacture date. Although they are often similar, please contact Customer or Technical Service for any questions regarding warranty dates or this new label.



The above sample serial number would represent the 1234<sup>th</sup> MVE Freezer manufactured at our Canton facility in the 52<sup>nd</sup> week of 2009.



### TEC 3000 Special Consideration

In the future, when ordering a TEC 3000 Upgrade Kit, please be sure to have the serial number of the freezer to be upgraded. This is to make sure we give you the proper upgrade and so we can input the default parameters using a similar freezer. This will increase lead times on all kits by 1 to 2 days.

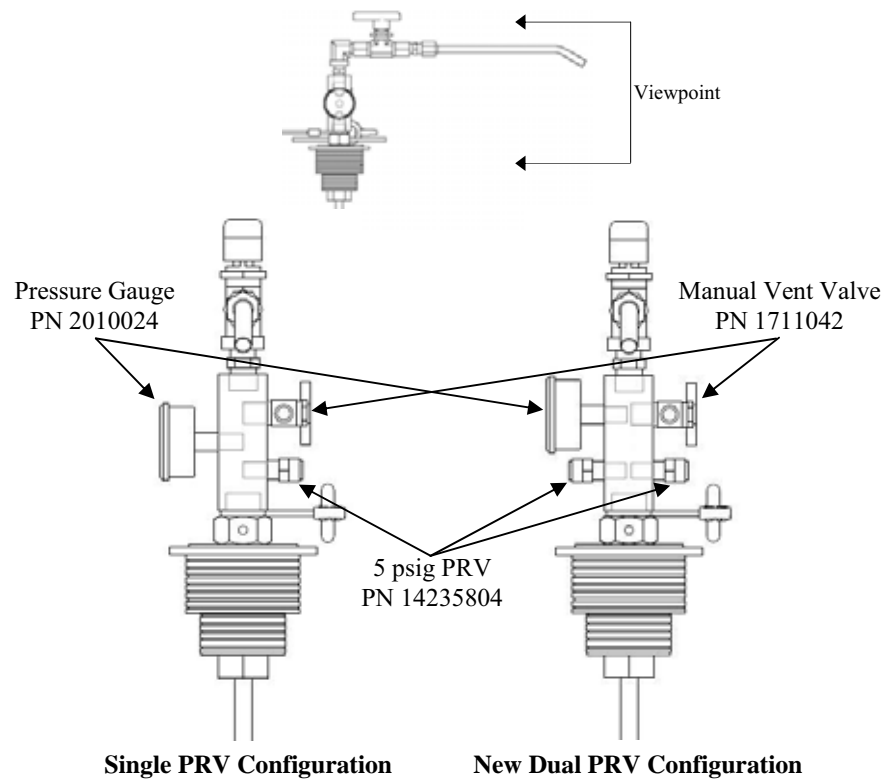
# Discharge Device Relief Valves

**MODEL:** MVE Manual Liquid Discharge Devices

**DETAILS:** In May 2009, all MVE manual liquid discharge devices will undergo a design change and will be equipped with a second 5 psig (0,34 bar) primary relief valve (PRV). To accommodate this redundant PRV, the pressure gauge is being shifted up directly across from the manual vent valve. This design enhancement will increase the volume of possible relief valve flow. The second relief valve will have the same threads and pressure rating as the current one; however, the part number for the discharge device relief valves will change. Both designs will use the same service relief valves.

## Manual Discharge Device Service Relief Valves

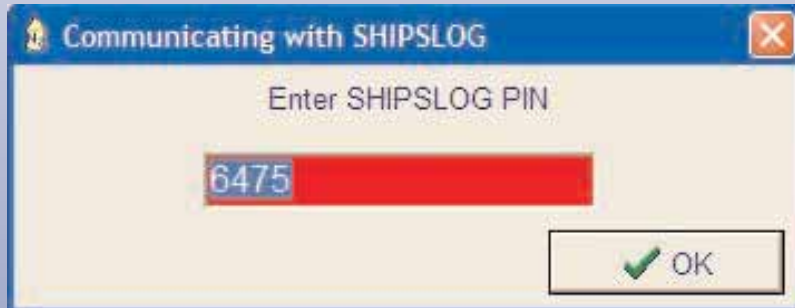
Manual Discharge Device	Previous Part Number	New Part Number
Single relief valve design	1810112	14235804
Dual relief valve design	N/A	14235804 x 2



## Shipslog PIN Number

If you have lost or forgotten the PIN number to access your Shipslog data, contact Technical Service. Please have the PIN security code (the four digit number highlighted in blue) ready at the time of your call. This number appears in the prompt that requests the user to enter the PIN number.

1. A pop up window will appear prompting the entry of a PIN. Do not enter anything and push OK.



2. A four digit number appears; this is the PIN security code.



## Customer & Technical Info

For ordering information contact

Customer Service:

<b>Europe:</b>	+44 1344 403100
<b>Australia/New Zealand:</b>	+61 2 9749 4333
<b>US Toll Free:</b>	800.482.2473
<b>Asia/ Pac Rim:</b>	770.721.7759
<b>The Americas:</b>	770.721.7759

For technical information contact

Technical Service:

<b>Europe:</b>	
Phone:	+44.1344.403100
Email:	gary.call@chart-ind.com
<b>US Toll Free:</b>	800.482.2473
Phone:	770.721.7759
Email:	techservice.usa@chart-ind.com
<b>Asia/Pac Rim</b>	
Phone:	770.721.7759
Email:	techservice.usa@chart-ind.com

[www.chartbiomed.com](http://www.chartbiomed.com)